

# mDIN4-F-BO-V2A

## 1. Description:

mDIN4-F-BO-V2A is a simple mini Din 4 (S-video) Female socket breakout board. It brings all 4 pins of a mini Din 4 Female socket to screw terminal blocks or headers for easy testing, prototyping and breadboard connection. For breadboard connections, user can use the 4pin header on the bottom for a sideways connection. User can also use the two 4pin headers on both sides of the breakout board to connect to the front end of the breadboard for a steady connection.



## 2. Features:

- All 4 pins of a mini Din 4 Female socket brought out to headers or screw terminal blocks
- Various connecting method chosen by users.
- 2 mounting holes with 2mm diameter hole size
- 1.00"(25.4mm)X0.80"(20.32mm) board dimensions




Figure 1: Parts inside the kit  
(Note: the module is not assembled, user can decide which connector to use on the module.)

## 3. Parts:

- 1) 1pc X mDIN-F-BO-V1A PCB
- 2) 1pc X mini Din 4 Female socket
- 3) 1pc X 4pin 0.1"(2.54mm) spacing terminal block
- 4) 1pc X 8pin 0.1"(2.54mm) header




Figure 2: Example of connecting the mDIN4-F-BO-V2A on breadboard




Figure 3: mDIN4-F-BO-V2A Various connections





Figure 4: Solid Mounting on prototype PCB

### Related products from eLabGuy:



**mDIN5-F-BO-V1A**



**mDIN6-F-BO-V2A**



**mDIN8-F-BO-V2A**